

ORACLE'S PRIMAVERA P6 ANALYTICS

GAIN GREATER INSIGHTS INTO YOUR PORTFOLIO PERFORMANCE, PROJECT HISTORY AND TRENDS.

FEATURES

- Access pre-built analytics and dashboards based on Oracle Primavera's PPM best practices
- Customize reports and portals to meet your individual business needs
- Includes Oracle's Primavera P6 Reporting Database, providing all your data warehouse needs
- Leverage the power of the proven Oracle Business Intelligence (BI) platform including mobile support and geospatial visualization
- Use pre-configured industry samples including typical use cases in asset-intensive industries

BENEFITS

- Publish project, portfolio and program performance on your enterprise portal
- Personalize your dashboards for all organizational roles from team members to project managers to executives
- Analyze early-warning indicators for project and portfolio problem areas
- Manage resource efficiencies across your entire enterprise
- Easily download any report to any format to use in your project status or portfolio review meetings
- Analyze project performance trends overtime and utilize to predict future results
- Manage off-line maintenance projects using daily burn downs and performance metrics
- Track routine/on-line maintenance projects using KPIs based on INPO AP-928 standards

Oracle's Primavera P6 Analytics is a packaged business intelligence solution that provides valuable insights into your projects and portfolios in Primavera P6 Enterprise Project Portfolio Management so you can uncover trends and identify issues before they escalate, helping you to make better, informed decisions.

Industry Best-Practice Analytics

Primavera P6 Analytics is an enterprise-wide business intelligence portal that benefits everyone in your organization by providing transparency into project portfolio performance and a single-source of the truth.

Oracle has collected years of best-practice metrics, key performance indicators (KPIs), reports and scorecards from project, program and portfolio managers to create Primavera P6 Analytics. By implementing Primavera P6 Analytics, you will immediately reap the benefits of proven methods of enhanced resource analysis, variance analysis, earned value management, and cost and schedule performance.

With Primavera P6 Analytics, you can leverage the power and flexibility of the Oracle Business Intelligence platform to add your own reports, scorecards and KPIs to the solution beyond the pre-configured set of dashboards you receive. You have full control to modify the default dashboards and can build your own reports.

Root-Cause Analysis

Primavera P6 Analytics provides powerful drill-down capabilities. You can move from a high level portfolio view to specific projects to uncover the causes of negative project performance. Once you have found the problem, you can drill directly into Primavera P6 Enterprise Project Portfolio Management from the Primavera P6 Analytics dashboard to take corrective action.

Manage By Exception

You will quickly identify which projects are performing well and exceeding expectations, as well as those negatively affecting your portfolios, your budgets and your staffing issues. By focusing on the problem areas, you can direct proper management attention to projects which do not align to strategic objectives, are over-budget or under-performing.

Solution Benefits

Transparency. Primavera P6 Analytics will give your entire organization a single BI solution where published project performance indicators, trends, statistics, graphs and geospatial maps are available through a self-service portal. With the flexibility of the Oracle BI engine, you can combine your project data from one or more instances of P6 with information from your ERP systems, financial data, or customer data to create a single view of the truth across the enterprise. This provides an increased level of transparency and visibility into your business processes and project performance that are required to maximize efficiencies and return on investment.

RELATED OFFERINGS

Additional value can be realized from your Oracle Primavera investments with:

- Oracle's Primavera P6 Enterprise Project Portfolio Management
- Oracle's Primavera P6 Reporting Database
- Oracle Business Intelligence Suite Enterprise Edition Plus or Standard Edition One

Security and Performance. Primavera P6 Analytics provides business intelligence built on top of the Primavera P6 Reporting Database so that you can easily report from dashboards and run ad-hoc queries, without sacrificing security and performance:

- Primavera P6 Enterprise Project Portfolio Management detailed project portfolio security is utilized throughout the solution so that non-privileged users do not have visibility into sensitive or confidential information.
- Dashboard reports and ad-hoc queries can run against active projects as well as your entire enterprise history of projects without negatively affecting performance on your live systems. The Oracle BI engine performs offline aggregations and summaries of large complex data sets for fast query responses.

Productivity. By using a familiar web-based portal, Primavera P6 Analytics is quick to learn, easy to access and navigate, and requires very little training. Each dashboard report may be printed or saved directly to a number of popular formats including PDF, Microsoft Word®, Microsoft Excel®, Microsoft PowerPoint®, HTML and others.

Actionable BI. You can focus on and directly improve your project performance with early-warning indicators, trending and forecasting. Primavera P6 Analytics alerts you about problem areas in your projects and allows you to take corrective action to keep your projects on track.

Sample Pre-configured Primavera P6 Analytics Dashboard Reports

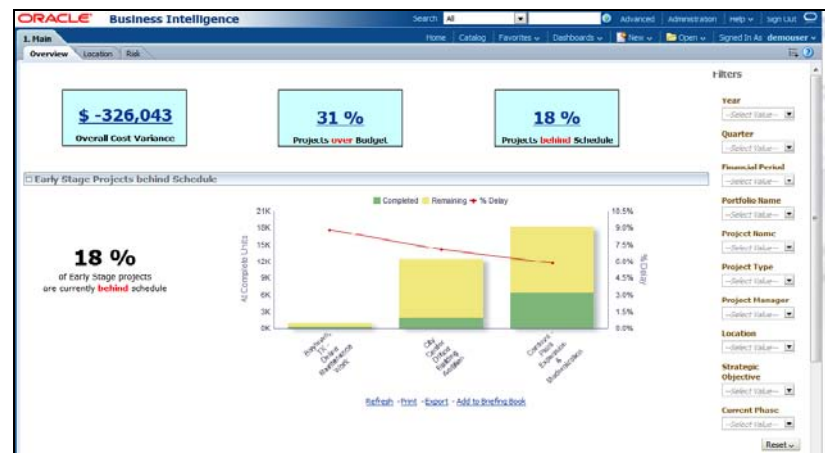


Figure 1. The landing page for Primavera P6 Analytics helps you quickly identify which projects in your portfolios are meeting, exceeding or are below expectations.

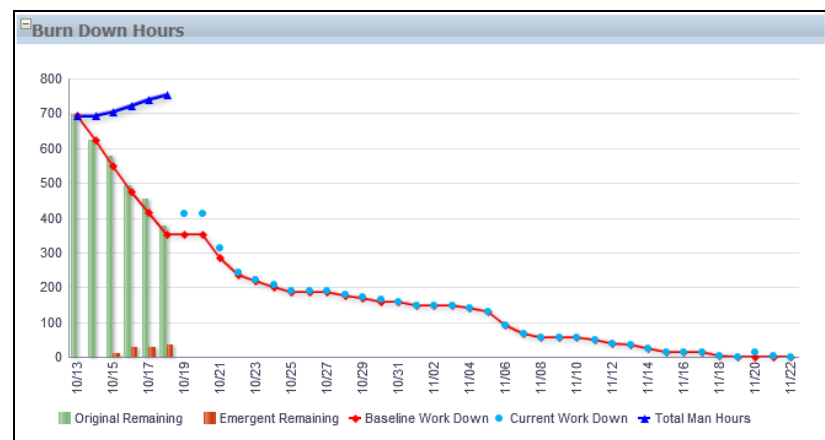


Figure 2. Burn down charts with drill-down features provide valuable insight into project progress.

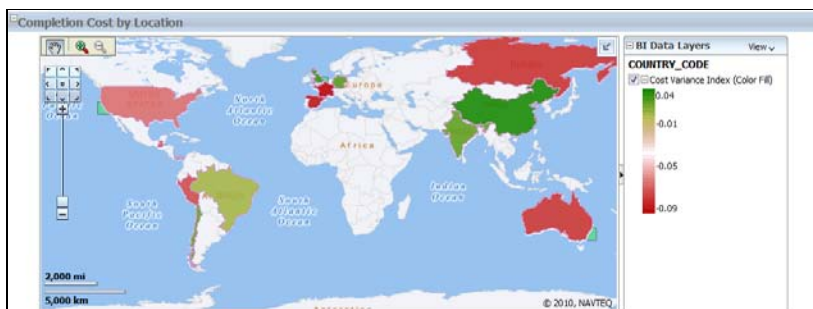


Figure 3. Geospatial maps allow project, resource and activity metrics to be visualized by geographic location with full drilldown capabilities.



Figure 4. Earned value reports are automatically generated based on your dashboard filters.

Contact Us

For more information about Oracle's Primavera P6 Analytics or any Oracle Primavera products, please visit oracle.com/primavera or call +1.800.423.0245 to speak to an Oracle Primavera representative.



Copyright © 2013, Oracle and/or its affiliates. All rights reserved.

This document is provided for information purposes only, and the contents hereof are subject to change without notice. This document is not warranted to be error-free, nor subject to any other warranties or conditions, whether expressed orally or implied in law, including implied warranties and conditions of merchantability or fitness for a particular purpose. We specifically disclaim any liability with respect to this document, and no contractual obligations are formed either directly or indirectly by this document. This document may not be reproduced or transmitted in any form or by any means, electronic or mechanical, for any purpose, without our prior written permission.

Oracle and Java are registered trademarks of Oracle and/or its affiliates. Other names may be trademarks of their respective owners.

Intel and Intel Xeon are trademarks or registered trademarks of Intel Corporation. All SPARC trademarks are used under license and are trademarks or registered trademarks of SPARC International, Inc. AMD, Opteron, the AMD logo, and the AMD Opteron logo are trademarks or registered trademarks of Advanced Micro Devices. UNIX is a registered trademark of The Open Group. 0113

Hardware and Software, Engineered to Work Together